

DEEP BLUE 3.0 Pro



585W MBB Half-cell Module JAM72S30 560-585/LR/1500V Series

Introduction

Assembled with 11BB PERC cells, the half-cell configuration of the modules offers the advantages of higher power output, better temperature-dependent performance, reduced shading effect on the energy generation, lower risk of hot spot, as well as enhanced tolerance for mechanical loading.



Higher output power



Lower LCOE



Less shading and lower resistive loss

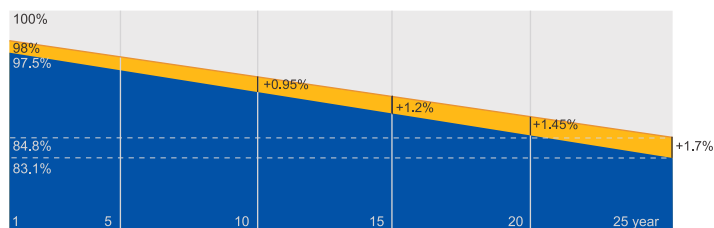


Better mechanical loading tolerance

Superior Warranty

- 12-year product warranty
- 25-year linear power output warranty

0.55% Annual Degradation Over 25 years



■ New linear power warranty ■ Standard module linear power warranty

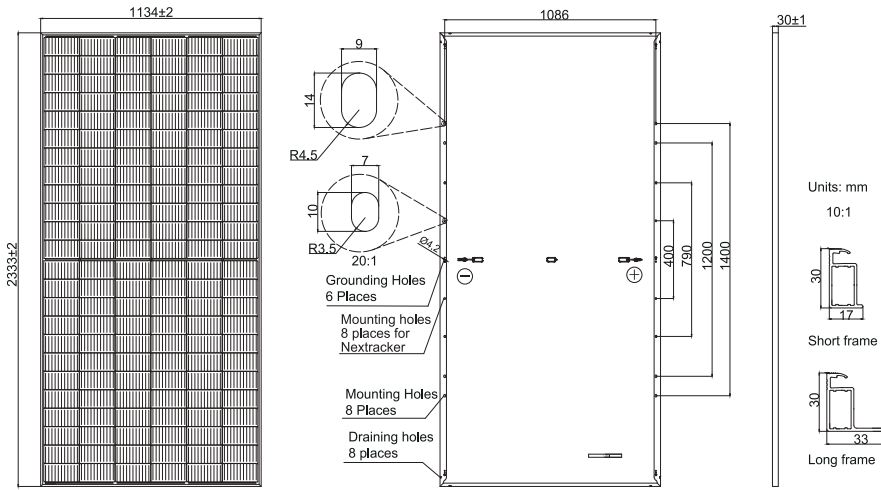
Comprehensive Certificates

- IEC 61215, IEC 61730
- ISO 9001: 2015 Quality management systems
- ISO 14001: 2015 Environmental management systems
- ISO 45001: 2018 Occupational health and safety management systems



MECHANICAL DIAGRAMS

SPECIFICATIONS



Cell	Mono
Weight	28kg
Dimensions	2333±2mm×1134±2mm×30±1mm
Cable Cross Section Size	4mm ² (IEC) , 12 AWG(UL)
No. of cells	144(6x24)
Junction Box	IP68, 3 diodes
Connector	Stäubli MC4-EVO2A/MC4-EVO2 QC Solar QC 4.10-351/QC 4.10-35
Cable Length (Including Connector)	Portrait: 300mm(+)/400mm(-); 800mm(+)/800mm(-)(Leapfrog) Landscape: 1400mm(+)/1400mm(-)
Front Glass	3.2mm
Country of Manufacturer	China/Vietnam

Remark: customized frame color and cable length available upon request

ELECTRICAL PARAMETERS AT STC

TYPE	JAM72S30-560/LR/1500V	JAM72S30-565/LR/1500V	JAM72S30-570/LR/1500V	JAM72S30-575/LR/1500V	JAM72S30-580/LR/1500V	JAM72S30-585/LR/1500V
Rated Maximum Power(Pmax) [W]	560	565	570	575	580	585
Open Circuit Voltage(Voc) [V]	49.59	49.77	49.95	50.13	50.31	50.49
Maximum Power Voltage(Vmp) [V]	41.49	41.68	41.87	42.05	42.24	42.42
Short Circuit Current(Isc) [A]	14.25	14.31	14.37	14.44	14.50	14.56
Maximum Power Current(Imp) [A]	13.50	13.56	13.62	13.67	13.73	13.79
Module Efficiency [%]	21.2	21.4	21.5	21.7	21.9	22.1
Power Tolerance	0~+5W					
Temperature Coefficient of Isc(α _{Isc})	+0.045%/°C					
Temperature Coefficient of Voc(β _{Voc})	-0.275%/°C					
Temperature Coefficient of Pmax(γ _{Pmp})	-0.350%/°C					
STC	Irradiance 1000W/m ² , cell temperature 25°C, AM1.5G					

Remark: Electrical data in this catalog do not refer to a single module and they are not part of the offer. They only serve for comparison among different module types. Measurement tolerance at STC: Pmax ±3%, Voc ±3% and Isc ±4%.

ELECTRICAL PARAMETERS AT NOCT

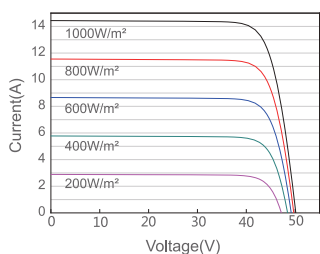
OPERATING CONDITIONS

TYPE	JAM72S30-560/LR/1500V	JAM72S30-565/LR/1500V	JAM72S30-570/LR/1500V	JAM72S30-575/LR/1500V	JAM72S30-580/LR/1500V	JAM72S30-585/LR/1500V	OPERATING CONDITIONS
Rated Max Power(Pmax) [W]	424	428	431	435	439	443	Maximum System Voltage 1500V DC
Open Circuit Voltage(Voc) [V]	46.92	47.09	47.27	47.44	47.61	47.78	Operating Temperature -40 C ~+85 C
Max Power Voltage(Vmp) [V]	39.26	39.44	39.62	39.79	39.97	40.14	Maximum Series Fuse Rating 25A
Short Circuit Current(Isc) [A]	11.40	11.45	11.50	11.55	11.60	11.65	Maximum Static Load,Front* 3600Pa, 1.5 Maximum Static Load,Back* 1600Pa, 1.5
Max Power Current(Imp) [A]	10.80	10.85	10.89	10.94	10.99	11.03	NOCT 45±2 C
NOCT	Irradiance 800W/m ² , ambient temperature 20°C, wind speed 1m/s, AM1.5G						Safety Class Class II
							Fire Safety Class Class C

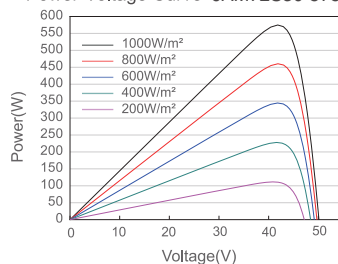
*For Nextracker installations, maximum static load please take compatibility approve letter between JA Solar and Nextracker for reference.

CHARACTERISTICS

Current-Voltage Curve JAM72S30-575/LR/1500V



Power-Voltage Curve JAM72S30-575/LR/1500V



Current-Voltage Curve JAM72S30-575/LR/1500V

